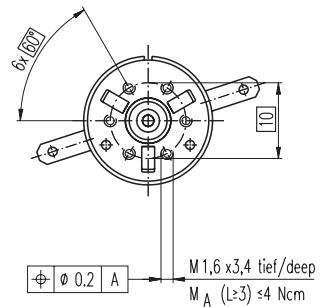
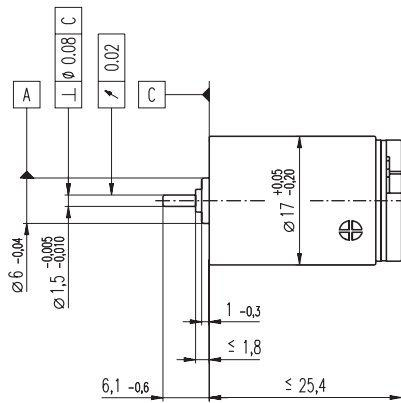
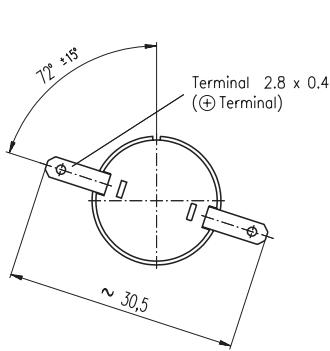


RE-max 17 Ø17 mm, Graphite Brushes, 4.5 Watt



M 1:1

- Stock program
- Standard program
- Special program (on request)

Order Number

215998 215999 269569 **216000** 216001 216002 216003 216004 216005 **216006** 216007

Motor Data		215998	215999	269569	216000	216001	216002	216003	216004	216005	216006	216007	
Values at nominal voltage													
1	Nominal voltage	V	3.0	4.8	9.0	12.0	15.0	21.0	24.0	24.0	30.0	36.0	48.0
2	No load speed	rpm	11900	10800	11300	11200	11300	11900	11600	10400	10800	11500	10100
3	No load current	mA	116	65.4	36.4	27.1	22.0	16.6	14.2	12.4	10.4	9.31	6.0
4	Nominal speed	rpm	10900	8510	8190	8120	8240	8810	8570	7230	7660	8310	6790
5	Nominal torque (max. continuous torque)	mNm	1.43	2.72	3.90	3.91	3.88	3.84	3.87	3.88	3.84	3.76	3.71
6	Nominal current (max. continuous current)	A	0.720	0.720	0.555	0.414	0.333	0.248	0.214	0.191	0.157	0.137	0.089
7	Stall torque	mNm	18.2	13.1	14.6	14.5	14.5	15.1	14.9	13.1	13.5	13.9	11.7
8	Starting current	A	7.70	3.17	1.95	1.45	1.17	0.909	0.771	0.604	0.517	0.472	0.262
9	Max. efficiency	%	76	73	75	75	75	75	75	74	74	74	72
Characteristics													
10	Terminal resistance	Ω	0.390	1.52	4.61	8.30	12.8	23.1	31.1	39.7	58.0	76.2	183
11	Terminal inductance	mH	0.0114	0.0349	0.114	0.206	0.314	0.558	0.759	0.956	1.38	1.75	4.04
12	Torque constant	mNm / A	2.37	4.14	7.49	10.1	12.4	16.6	19.3	21.7	26.0	29.4	44.5
13	Speed constant	rpm / V	4040	2310	1270	950	769	577	494	440	367	325	214
14	Speed / torque gradient	rpm / mNm	665	844	785	784	795	805	797	807	818	844	883
15	Mechanical time constant	ms	7.34	7.21	7.10	7.09	7.11	7.12	7.13	7.16	7.14	7.17	7.29
16	Rotor inertia	gcm ²	1.05	0.816	0.864	0.864	0.854	0.844	0.854	0.848	0.834	0.811	0.788

Specifications

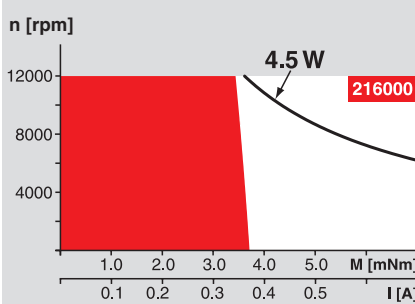
- Thermal data**
- 17 Thermal resistance housing-ambient 35 K / W
 - 18 Thermal resistance winding-housing 12 K / W
 - 19 Thermal time constant winding 7.7 s
 - 20 Thermal time constant motor 455 s
 - 21 Ambient temperature -30 ... +85°C
 - 22 Max. permissible winding temperature +125°C
- Mechanical data (sleeve bearings)**
- 23 Max. permissible speed 11900 rpm
 - 24 Axial play 0.05 - 0.15 mm
 - 25 Radial play 0.012 mm
 - 26 Max. axial load (dynamic) 0.8 N
 - 27 Max. force for press fits (static) 35 N
 - 28 Max. radial loading, 5 mm from flange 1.4 N
- Mechanical data (ball bearings)**
- 23 Max. permissible speed 11900 rpm
 - 24 Axial play 0.05 - 0.15 mm
 - 25 Radial play 0.025 mm
 - 26 Max. axial load (dynamic) 2.2 N
 - 27 Max. force for press fits (static) 30 N
 - 28 Max. radial loading, 5 mm from flange 7.8 N
- Other specifications**
- 29 Number of pole pairs 1
 - 30 Number of commutator segments 7
 - 31 Weight of motor 26 g

Values listed in the table are nominal.
Explanation of the figures on page 49.

Option

- Ball bearings in place of sleeve bearings
- Pigtails in place of terminals

Operating Range



Comments

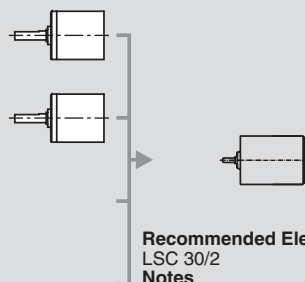
- Continuous operation**
In observation of above listed thermal resistance (lines 17 and 18) the maximum permissible winding temperature will be reached during continuous operation at 25°C ambient.
= Thermal limit.
- Short term operation**
The motor may be briefly overloaded (recurring).
- Assigned power rating**

maxon Modular System

Overview on page 16 - 21

Planetary Gearhead
Ø16 mm
0.06 - 0.18 Nm
Page 223

Planetary Gearhead
Ø16 mm
0.1 - 0.3 Nm
Page 224



Recommended Electronics:
LSC 30/2 Page 276
Notes 18