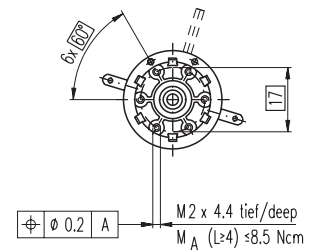
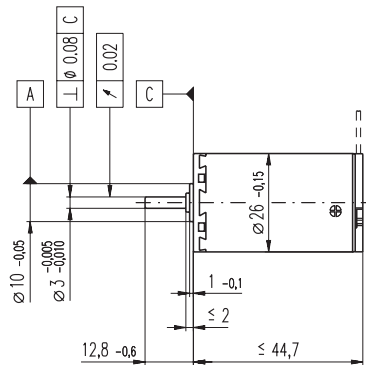
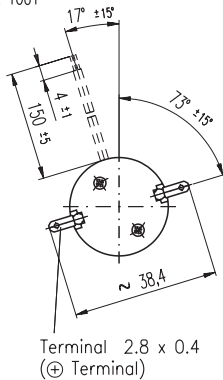


# A-max 26 Ø26 mm, Precious Metal Brushes CLL, 7 Watt, CE approved

HighPower

Kabel AWG 24/7  
cable UL Style 1061  
⊕ Kabel rot  
cable red



## M 1:2

- Stock program
- Standard program
- Special program (on request)

### Order Number

with terminals	110181	110182	110183	110184	110185	110186	110187	110188	110189	110190	110191
with cables	353078	353079	353080	353081	329757	353082	332818	353083	353084	353085	353086

### Motor Data

Values at nominal voltage													
1	Nominal voltage	V	4.5	6.0	9.0	12.0	15.0	18.0	24.0	30.0	36.0	42.0	48.0
2	No load speed	rpm	7310	8670	6160	6780	6720	6690	5670	6090	6780	6570	6050
3	No load current	mA	78.8	77.6	30.1	26.3	20.7	17.1	9.96	8.89	8.75	7.14	5.5
4	Nominal speed	rpm	6830	8070	4970	5310	5060	5000	3930	4360	5060	4820	4280
5	Nominal torque (max. continuous torque)	mNm	4.46	5.03	11.3	13.7	15.7	15.6	15.3	15.3	15.2	15.0	15.0
6	Nominal current (max. continuous current)	A	0.840	0.840	0.840	0.840	0.762	0.625	0.390	0.336	0.310	0.253	0.204
7	Stall torque	mNm	67.3	73.5	58.8	63.5	63.6	62.1	50.3	54.2	60.2	56.4	51.4
8	Starting current	A	11.5	11.2	4.25	3.78	3.01	2.43	1.25	1.16	1.20	0.930	0.683
9	Max. efficiency	%	84	84	84	84	84	84	83	84	84	84	83
Characteristics													
10	Terminal resistance	Ω	0.390	0.536	2.12	3.17	4.99	7.41	19.2	25.8	30.1	45.1	70.2
11	Terminal inductance	mH	0.0402	0.0509	0.227	0.332	0.528	0.770	1.90	2.57	2.99	4.34	6.68
12	Torque constant	mNm / A	5.84	6.57	13.9	16.8	21.2	25.5	40.1	46.7	50.3	60.6	75.2
13	Speed constant	rpm / V	1640	1450	689	569	451	374	238	205	190	158	127
14	Speed / torque gradient	rpm / mNm	109	119	105	108	106	108	114	113	114	117	119
15	Mechanical time constant	ms	16.4	15.9	14.9	14.8	14.7	14.7	14.8	14.8	14.8	14.9	14.9
16	Rotor inertia	gcm <sup>2</sup>	14.3	12.8	13.5	13.1	13.2	13.0	12.5	12.5	12.4	12.1	12.0

### Specifications

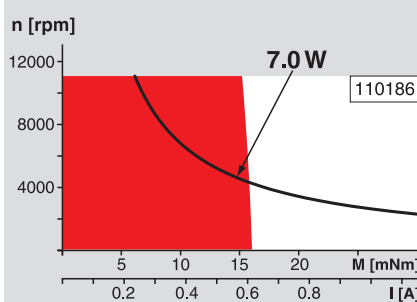
Thermal data		
17	Thermal resistance housing-ambient	13.2 K / W
18	Thermal resistance winding-housing	3.2 K / W
19	Thermal time constant winding	12.4 s
20	Thermal time constant motor	772 s
21	Ambient temperature	-30 ... +65°C
22	Max. permissible winding temperature	+85°C
Mechanical data (sleeve bearings)		
23	Max. permissible speed	11000 rpm
24	Axial play	0.1 - 0.2 mm
25	Radial play	0.012 mm
26	Max. axial load (dynamic)	1.7 N
27	Max. force for press fits (static)	80 N
28	Max. radial loading, 5 mm from flange	5.5 N
Mechanical data (ball bearings)		
23	Max. permissible speed	11000 rpm
24	Axial play	0.1 - 0.2 mm
25	Radial play	0.025 mm
26	Max. axial load (dynamic)	5.0 N
27	Max. force for press fits (static)	75 N
28	Max. radial loading, 5 mm from flange	20.5 N
Other specifications		
29	Number of pole pairs	1
30	Number of commutator segments	13
31	Weight of motor	117 g
CLL = Capacitor Long Life		

Values listed in the table are nominal.  
Explanation of the figures on page 49.

#### Option

Ball bearings in place of sleeve bearings  
Without CLL

### Operating Range



### Comments

**Continuous operation**  
In observation of above listed thermal resistance (lines 17 and 18) the maximum permissible winding temperature will be reached during continuous operation at 25°C ambient.  
= Thermal limit.

**Short term operation**  
The motor may be briefly overloaded (recurring).

— Assigned power rating

### maxon Modular System

Overview on page 16 - 21

#### Planetary Gearhead

Ø26 mm  
0.5 - 2.0 Nm  
Page 235

#### Spur Gearhead

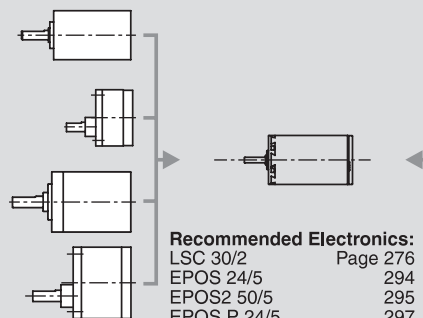
Ø30 mm  
0.07 - 0.2 Nm  
Page 236

#### Planetary Gearhead

Ø32 mm  
0.4 - 6.0 Nm  
Page 237 / 238 / 241

#### Spur Gearhead

Ø38 mm  
0.1 - 0.6 Nm  
Page 243



**Recommended Electronics:**  
LSC 30/2 Page 276

EPOS 24/5 294  
EPOS2 50/5 295  
EPOS P 24/5 297

Notes

**Encoder MEnc**  
Ø13 mm  
16 CPT, 2 channels  
Page 270

18