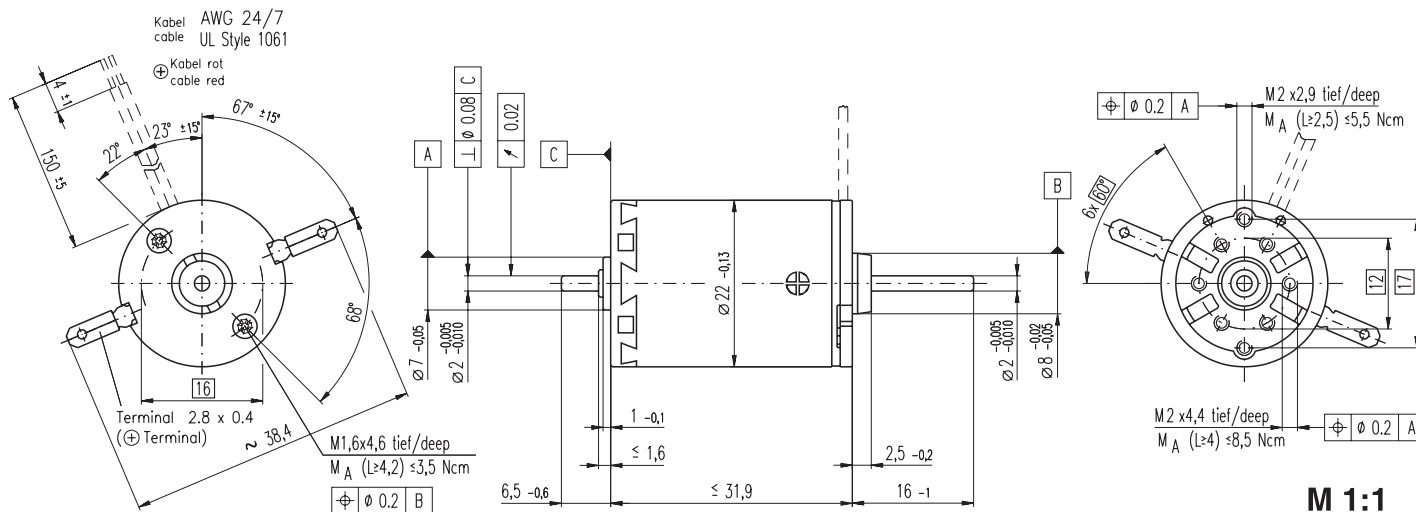


A-max 22 Ø22 mm, Precious Metal Brushes CLL, 3.5 Watt, CE approved

maxon A-max



- Stock program
- Standard program
- Special program (on request)

Order Number

with terminals	110130	110132	110133	110134	110135	110136	110137	110138	110139	110140	110141	110142
with cables	139846	352986	352987	352988	352989	352990	352991	352992	352993	352994	352995	352996

Motor Data

Values at nominal voltage																
1	Nominal voltage	V	4.5	6.0	7.2	7.2	7.2	9.0	12.0	15.0	18.0	24.0	36.0	42.0		
2	No load speed	rpm	7220	6640	7000	6240	5630	6140	6640	6680	6480	6520	6950	7320		
3	No load current	mA	26.7	17.8	16.0	13.6	11.8	10.6	8.88	7.17	5.73	4.33	3.16	2.92		
4	Nominal speed	rpm	5050	3980	4380	3600	2950	3470	3950	3990	3780	3790	4170	4560		
5	Nominal torque (max. continuous torque)	mNm	4.82	6.38	6.43	6.43	6.37	6.36	6.30	6.29	6.25	6.19	6.06	6.10		
6	Nominal current (max. continuous current)	A	0.840	0.761	0.674	0.601	0.536	0.468	0.376	0.302	0.243	0.182	0.126	0.115		
7	Stall torque	mNm	16.1	16.0	17.2	15.3	13.5	14.7	15.7	15.7	15.1	14.9	15.2	16.3		
8	Starting current	A	2.74	1.88	1.77	1.40	1.11	1.06	0.916	0.741	0.574	0.427	0.311	0.300		
9	Max. efficiency	%	82	82	82	82	81	81	82	82	81	81	81	82		
Characteristics																
10	Terminal resistance	Ω	1.64	3.20	4.07	5.13	6.46	8.48	13.1	20.2	31.3	56.2	116	140		
11	Terminal inductance	mH	0.106	0.222	0.288	0.362	0.445	0.584	0.890	1.37	2.10	3.68	7.29	8.95		
12	Torque constant	mNm / A	5.90	8.55	9.73	10.9	12.1	13.9	17.1	21.2	26.2	34.8	48.9	54.3		
13	Speed constant	rpm / V	1620	1120	981	875	790	689	558	450	364	274	195	176		
14	Speed / torque gradient	rpm / mNm	452	418	410	412	422	422	428	429	435	443	462	454		
15	Mechanical time constant	ms	19.1	18.8	18.7	18.7	18.7	18.8	18.7	18.8	18.8	18.9	19.1	19.0		
16	Rotor inertia	gcm ²	4.05	4.30	4.35	4.33	4.24	4.25	4.18	4.18	4.14	4.07	3.95	3.99		

Specifications

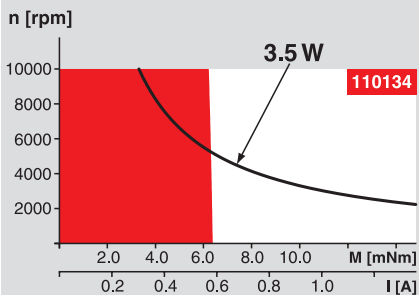
Thermal data		
17	Thermal resistance housing-ambient	20 K / W
18	Thermal resistance winding-housing	6.0 K / W
19	Thermal time constant winding	10.1 s
20	Thermal time constant motor	540 s
21	Ambient temperature	-30 ... +65°C
22	Max. permissible winding temperature	+85°C
Mechanical data (sleeve bearings)		
23	Max. permissible speed	10000 rpm
24	Axial play	0.05 - 0.15 mm
25	Radial play	0.012 mm
26	Max. axial load (dynamic)	1 N
27	Max. force for press fits (static) (static, shaft supported)	80 N / 440 N
28	Max. radial loading, 5 mm from flange	2.8 N
Mechanical data (ball bearings)		
23	Max. permissible speed	10000 rpm
24	Axial play	0.05 - 0.15 mm
25	Radial play	0.025 mm
26	Max. axial load (dynamic)	3.3 N
27	Max. force for press fits (static) (static, shaft supported)	45 N / 440 N
28	Max. radial loading, 5 mm from flange	12.3 N
Other specifications		
29	Number of pole pairs	1
30	Number of commutator segments	9
31	Weight of motor	54 g
CLL = Capacitor Long Life		

Values listed in the table are nominal. Explanation of the figures on page 49.

Option

- Ball bearings in place of sleeve bearings
- Without CLL

Operating Range

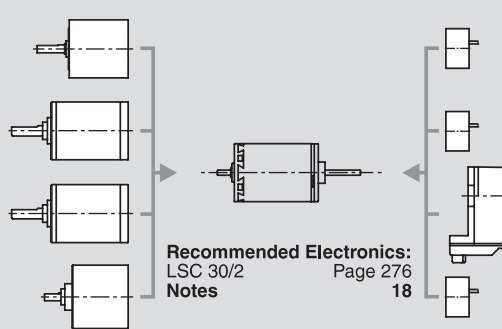


Comments

- Continuous operation**
In observation of above listed thermal resistance (lines 17 and 18) the maximum permissible winding temperature will be reached during continuous operation at 25°C ambient. = Thermal limit.
- Short term operation**
The motor may be briefly overloaded (recurring).
- Assigned power rating**

maxon Modular System

- Planetary Gearhead**
Ø22 mm
0.1 - 0.6 Nm
Page 228 / 229
- Planetary Gearhead**
Ø22 mm
0.5 - 1.0 Nm
Page 230
- Planetary Gearhead**
Ø22 mm
0.5 - 2.0 Nm
Page 231
- Spur Gearhead**
Ø24 mm
0.1 Nm
Page 234



Overview on page 16 - 21

- Encoder MR**
32 CPT,
2 / 3 channels
Page 255
- Encoder MR**
128 / 256 / 512 CPT,
2 / 3 channels
Page 256
- Encoder Enc**
22 mm
100 CPT, 2 channels
Page 261
- Encoder MEnc**
Ø13 mm
16 CPT, 2 channels
Page 270